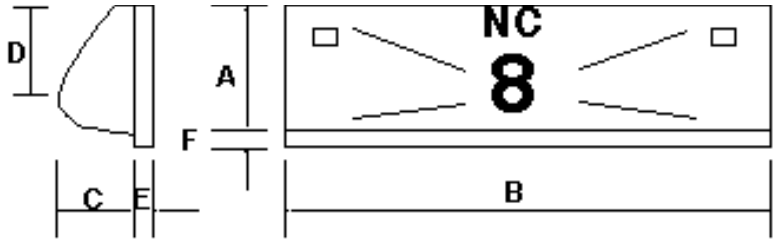
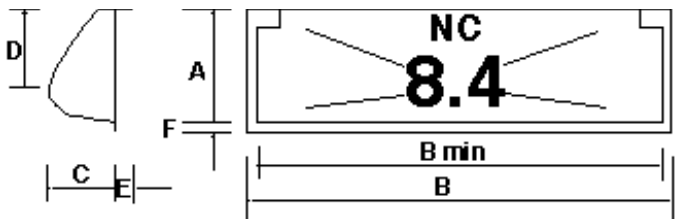
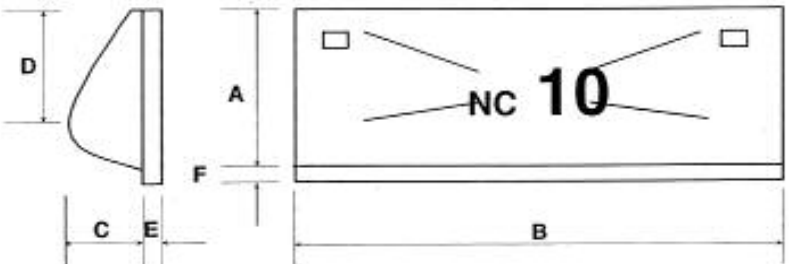
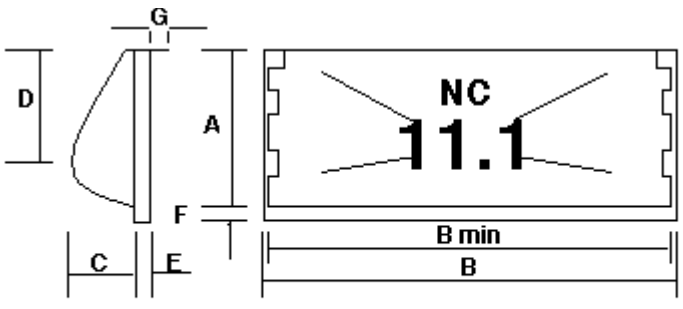


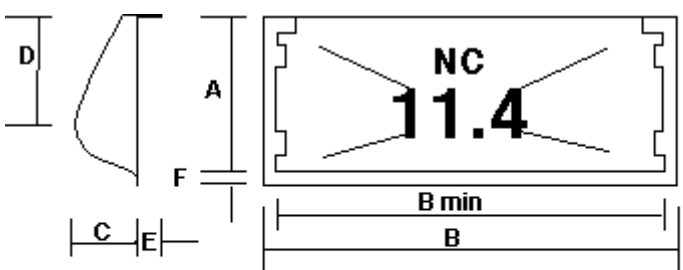
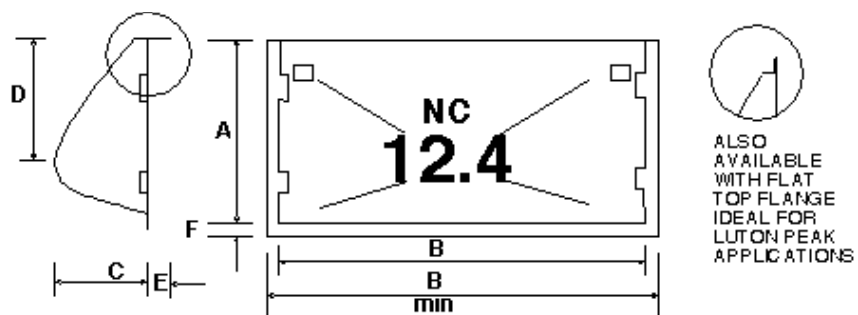
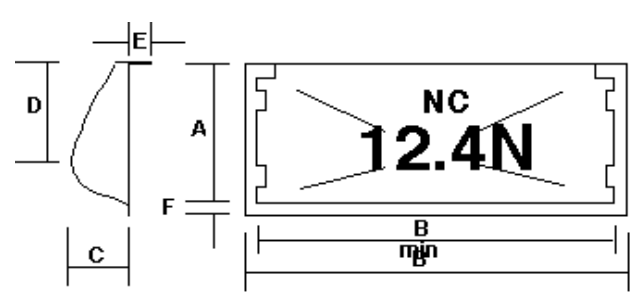
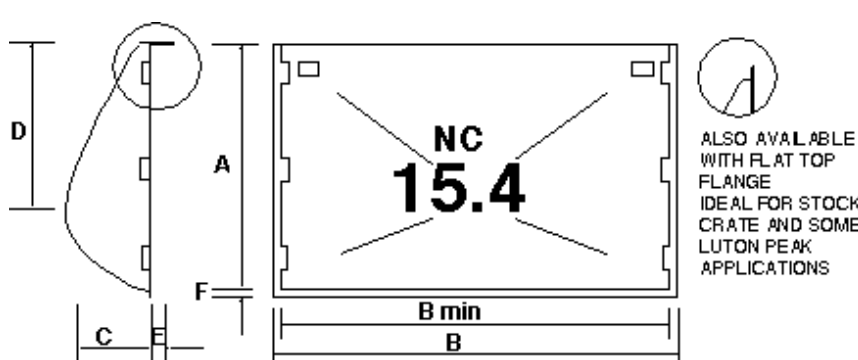
## NOSE CONE



## NOSE CONE

PART No.								
							<b>NC:8</b>	
<b>Model NC 8</b> mm inch	A 670 26.4	B 2500 98.4	C 470 18.5	D 465 18.3	E 60 2.4	F 70 2.7		
							<b>NC:8.4</b>	
<b>Model NC 8.4</b> mm inch	A 650 25.6	B 2500 98.4	B min 2240 88.2	C 460 18.1	D 460 18.1	E 150 5.9	F 100 4.0	
							<b>NC:10.4</b>	
<b>Model NC 10</b> mm inch	A 850 33.5	B 2500 98.4	C 535 21	D 480 18.9	E 75 3	F 100 4		
							<b>NC:11</b>	
<b>Model NC 11</b> mm inch	A 1000 39.4	B 2500 98.4	B min 2405 94.7	C 535 21	D 700 27.6	E 90 3.5	F 100 3.9	G 100 3.9

# NOSE CONE

PART No.								
								<b>NC:11.4</b>
Model NC 11.4	A	B	B min	C	D	E	F	
mm	1000	2480	2260	535	700	100	80	
inch	39.4	97.6	89	21	27.6	4	3.3	
 <p style="font-size: small; margin-top: 5px;">ALSO AVAILABLE WITH FLAT TOP FLANGE IDEAL FOR LUTON PEAK APPLICATIONS</p>								<b>NC:12.4</b>
Model NC 12.4	A	B	B min	C	D	E	F	
mm	1140	2500	2415	570	760	96	75	
inch	44.9	98.4	95	22.4	29.9	3.7	3	
								<b>NC:12.4N</b>
Model NC 12.4N	A	B	B min	C	D	E	F	
mm	1170	2510	2260	535	700	105	80	
inch	46.1	98.8	89	21	27.6	4.1	3.1	
 <p style="font-size: small; margin-top: 5px;">ALSO AVAILABLE WITH FLAT TOP FLANGE IDEAL FOR STOCK CRATE AND SOME LUTON PEAK APPLICATIONS</p>								<b>NC:15.4</b>
Model NC 15.4	A	B	B min	C	D	E	F	
mm	1450	2495	2410	445	1000	170	60	
inch	57	98.2	94.8	17.5	39.4	6.7	2.4	