







DOOR LOCKS & ACCESSORIES



DOOR LOCKS AND ACCESSORIES

STANDARD CAMLOCK	PART NO.	DESCRIPTION
	UES0068 - KEEPER	KEEPER
	UES0068 - CAM	CAM
	UES0068 – HOLDER RING	HOLDER RING
	UES0068 – HANDLE HUB	HANDLE HUB

DOOR LOCKS AND ACCESSORIES

	PART NO.	DESCRIPTION
	UES0068 – HANDLE	HANDLE
	UES0068 – PIN	PIN
	UES0068 – LARGER BEARING BRACKET OUTER	LARGE BEARING BRACKET OUTER
	UES0068 – LARGE BEARING BRACKET INNER	LARGE BEARING BRACKET INNER

DOOR LOCKS AND ACCESSORIES

	PART NO.	DESCRIPTION
	UES0068 – SMALL BEARING BRACKET OUTER	SMALL BEARING BRACKET OUTER
	UES0068 – SMALLER BEARING BRACKET INNER	SMALL BEARING BRACKET INNER
	UES0068 – HANDLE RETAINER OUTER	HANDLE RETAINER OUTER
	UES0068 – HANDLE RETAINER INNER	HANDLE RETAINER INNER
	UES0068 – HANDLE RETAINER SPACER	HANDLE RETAINER SPACER

DOOR LOCKS AND ACCESSORIES

	PART NO.	DESCRIPTION
	DOVA THU-5Z-HINGE	REAR PRESSED DOOR HINGE
	DOVA THU-5Z-BUTT	DOOR HINGE BUTT
	DOVA THU-5Z-PIN	DOOR HINGE PIN
	UES 502	REAR FORGE DOOR HINGE

DOOR LOCKS AND ACCESSORIES

POMMIER RECESSED CAMLOCK	PART NO.	DESCRIPTION
	23.44445 CU 23.44445 BA 23.44445 PO	STEEL BASE GREY ALUMINIUM FINISH CHROMED PLATED LOCKING CYLINDER ZINC ALLOY HANDLE GREY ALUMINIUM FINISH
	23.44445 PH	UPPER ZINC PLATED STEEL CAM
	23.44445 PB	LOWER ZINC PLATED STEEL CAM
	23.44445GH	UPPER CAST IRON KEEPER

DOOR LOCKS AND ACCESSORIES

	PART NO.	DESCRIPTION
 A dark grey, cast iron component with a rectangular base and a raised, curved section on top, used for door locking.	23.44445 GB	LOWER CAST IRON KEEPER
 A long, cylindrical metal pin with a smooth, reflective surface, likely made of zinc-plated steel.	23.44445 AX	ZINC PLATED STEEL PIN
 Two dark grey, cast metal brackets with a central circular hole and two smaller holes on either side, used for mounting bearings.	23.44445 GU	GRAPHITE NYLON BEARING BRACKET

DOOR LOCKS AND ACCESSORIES

STAINLESS STEEL FURGO CAR RECESSED CAMLOCK	PART NO.	DESCRIPTION
	ART 10091	“PUSH” STAINLESS STEEL RECESSED SIDE DOOR LOCK
	ART 10091- KEEPER	STAINLESS STEEL UNIVERSAL KEEPER
	ART 10091- CAM	STAINLESS STEEL UNIVERSAL CAM

DOOR LOCKS AND ACCESSORIES

SIDE DOOR RECESSED LOCKING SYSTEM	PART NO.	DESCRIPTION
 A circular, recessed metal dish lock component with a central locking mechanism and four mounting screws around the perimeter.	FM211	RECESSED DISH
 A long, rectangular metal handle with a cylindrical end and a mounting bracket.	FM205	HANDLE
 A metal hinge component consisting of two plates joined by a central pin, with mounting holes on the plates.	FM201-HINGE	HINGE
 A metal butt component, which is a U-shaped metal piece used for mounting the handle to the door.	FM201-BUTT	BUTT

DOOR LOCKS AND ACCESSORIES

	PART NO.	DESCRIPTION
	FM201-PIN	PIN
	FM209	KEEPER
	FM507	CAM
	FM203	PLATE

DOOR LOCKS AND ACCESSORIES

STAINLESS STEEL CAMLOCK	PART NO.	DESCRIPTION
	MRF413230214 – DOOR LOCK	DOOR LOCK
	MRF413230214 – KEEPER	KEEPER
	MRF413230214 – CAM	CAM
	MRF413230214 – PLATE	PLATE

DOOR LOCKS AND ACCESSORIES

	PART NO.	DESCRIPTION
	MRF413230214 – BEARING BRACKET	BEARING BRACKET
	MRF413230214 – BEARING BUSH	BEARING BUSH