


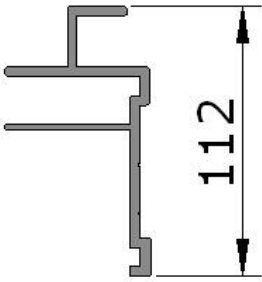






ALUMINIUM EXTRUSIONS
&
ALUMINIUM CASTINGS








ALUMINIUM EXTRUSIONS

| | | PART NO. | DESCRIPTION |
|---|---|---|--|
|  | | AL10294-427 AL10294-640 AL10294-800 | <p>ALUMINIUM POLISHED BOTTOM EXTRUSION</p> <p><u>Stock Length</u></p> <ul style="list-style-type: none"> ★ 4270mm ★ 6400mm ★ 8000mm |
|  | | AL10871-488 | <p>ALUMINIUM CORNER POLISHED EXTRUSION</p> <p><u>Stock Length</u></p> <ul style="list-style-type: none"> ★ 4880mm |
|  |  | AL10870-427 AL10870-640 AL10870-800 | <p>ALUMINIUM FRP BODY TOP RAIL EXTRUSION</p> <p><u>Stock Length</u></p> <ul style="list-style-type: none"> ★ 4270mm ★ 6400mm ★ 8000mm |
|  |  | AL21821-427 AL21821-800 | <p>ALUMINIUM INSULATED BODY TOP RAIL EXTRUSION</p> <p><u>Stock Length</u></p> <ul style="list-style-type: none"> ★ 4270mm ★ 8000mm |





ALUMINIUM EXTRUSIONS

| | PART NO. | DESCRIPTION |
|---|---|--|
|  | <p>AL1932-762 AL1932-884 AL1932-970</p> | <p>STRUCTURAL CURTAIN TRACK</p> <p><u>Stock Length</u></p> <ul style="list-style-type: none"> ★ 7620mm ★ 8840mm ★ 9700mm |
|  | | <p>CURTAIN TRACK</p> <p><u>Stock Length</u></p> <ul style="list-style-type: none"> ★ 4575mm ★ 5500mm ★ 6410mm ★ 7630mm |
|  | <p>SP0053</p> | <p>FRP ALUMINIUM ROOF BOW</p> <p><u>Stock Length</u></p> <ul style="list-style-type: none"> ★ 2427mm |
|  | | <p>CURTAIN SIDER ALUMINIUM ROOF BOW</p> <p><u>Stock Length</u></p> <ul style="list-style-type: none"> ★ 2350mm |

ALUMINIUM EXTRUSIONS

| | PART NO. | DESCRIPTION |
|---|---|---|
|  | <p style="text-align: center;">TEDDRR6</p> | <p>ALUMINIUM DOUBLE RUB RAIL</p> <p><u>Stock Length</u></p> <p style="text-align: center;">★ 6500mm</p> |
|  | <p style="text-align: center;">TESRR4</p> | <p>ALUMINIUM SINGLE RUB RAIL</p> <p><u>Stock Length</u></p> <p style="text-align: center;">★ 4880mm</p> |
|  | <p style="text-align: center;">MCM381</p> | <p>ALUMINIUM CRESCENT MOULD</p> <p><u>Stock Length</u></p> <p style="text-align: center;">★ 4000mm</p> |
|  | <p style="text-align: center;">MESTREAD</p> | <p>ALUMINIUM STAIR TREAD</p> <p><u>Stock Length</u></p> <p style="text-align: center;">★ 4000mm</p> |
|  | <p style="text-align: center;">MEJMOULD</p> | <p>ALUMINIUM J MOULD</p> <p><u>Stock Length</u></p> <p style="text-align: center;">★ 4000mm</p> |

ALUMINIUM EXTRUSIONS

| | PART NO. | DESCRIPTION |
|---|-------------------------------|---|
|  | CECOV50 | <p>ALUMINIUM COVING</p> <p><u>Stock Length</u></p> <p>★ 6500mm</p> |
|  | C252516 CEC5030 CEC7636 | <p>ASSORTED ALUMINIUM CHANNEL</p> <p><u>Size & Stock Length</u></p> <p>★ 25 x 25 x 1.6 x 6000mm ★ 50 x 30 Base Channel x 6500mm ★ 76 x 36 Base Channel x 6500mm</p> |
|  | | <p>ALUMINIUM ANGLE</p> <p><u>Size & Stock Length</u></p> <p>★ 100 x 100 x 4 Polished x 8000mm</p> |
|  | A25203 A404016 A50503 | <p>ASSORTED ALUMINIUM ANGLE</p> <p><u>Size & Stock Length</u></p> <p>★ 25 x 20 x 3 x 2500mm ★ 40 x 40 x 1.6 x 6000mm ★ 50 x 50 x 3 x 6000mm</p> |

ALUMINIUM EXTRUSIONS

| | PART NO. | DESCRIPTION |
|--|--------------------|--|
|  | FB34100 | ASSORTED ALUMINIUM FLAT <u>Size & Stock Length</u> ★ 100 x 4 x 4000mm |
|  | PT31224 PT51224 | ALUMINIUM CHEQUERED PLATE <u>Size</u> ★ 3 x 1200 x 2400 ★ 5 x 1200 x 2400 |
| | | |
| | | |